



200305020176

Skagit County Auditor

5/2/2003 Page 1 of 121 2:39PM

Document Title:

*April 22, 2003 Special
Election Results*

Reference Number : _____

Grantor(s):

additional grantor names on page ____.

1. *Skagit County Canvassing Board*

2.

Grantee(s):

additional grantee names on page ____.

1. *Public*

2.

Abbreviated legal description:

full legal on page(s) ____.

Assessor Parcel / Tax ID Number:

additional tax parcel number(s) on page ____.

**CERTIFICATION OF THE CANVASSING BOARD
Fire Protection District No. 6
Skagit County, Washington
April 22, 2003 Special Election**

STATE OF WASHINGTON)
 ss.
COUNTY OF SKAGIT)

We the undersigned being the officers designated by law as constituting the Skagit County Canvassing Board, have completed our canvass of the votes as it pertains to the Special Election held in Fire Protection District 6, Skagit County, Washington, within the boundaries of said District. The total number of registered voters in the District was 3,384; the number of ballots cast on the proposition was 1,531, and the results were as follows:

GENERAL OBLIGATION FIRE SAFETY BONDS - \$1,950,000


APPROVED.....747 49.70%

REJECTED.....756 50.30%

The canvass having been completed this 2nd day of May, 2003.

SKAGIT COUNTY CANVASSING BOARD

This bond failed.



County Auditor



Chairman of County Commissioners



Prosecuting Attorney

AFFIDAVIT

I do solemnly swear that the above are the full, true and correct returns of the Fire Protection District 6 Special Election, involved in the above election and that they have in nowise been altered by additions or erasures and that they are the same as when they were deposited in my office, so help me God.



Skagit County Auditor, Ex-Officio
Supervisor of Elections

ATTEST:



Chairman, Skagit County Commissi



CERTIFICATION OF THE CANVASSING BOARD
SKAGIT COUNTY, WASHINGTON
APRIL 22, 2003 SPECIAL ELECTION

STATE OF WASHINGTON)
 ss.
COUNTY OF SKAGIT)

We the undersigned being the officers designated by law as constituting the Skagit County Canvassing Board, have completed our canvass of the votes for the Special Election regarding a Sales and Use Tax for Emergency Communications Systems and Facilities (E-911). The total number of registered voters in the County was 58,569; the number of ballots cast was 25,169, and the results were as follows:


SALES AND USE TAX FOR EMERGENCY COMMUNICATIONS
SYSTEMS AND FACILITIES

APPROVED.....14,500 57.65%
REJECTED10,650 42.35%

The canvass having been completed this 2nd day of May, 2003.

SKAGIT COUNTY CANVASSING BOARD

This Proposition
Passed.



County Auditor




Chairman of County Commissioners



Prosecuting Attorney

AFFIDAVIT

I do solemnly swear that the above are the full, true and correct returns of the E-911 Special Election, involved in the above election and that they have in nowise been altered by additions or erasures and that they are the same as when they were deposited in my office, so help me God.



Skagit County Auditor, Ex-Officio
Supervisor of Elections

ATTEST:



Chairman, Skagit County Com


200305020176
Skagit County Auditor

April 22, 2003 Special Election

Cumulative Results



200305020176

Skagit County Auditor

SUMMARY REPORT

SKAGIT COUNTY, WASHINGTON
SPECIAL ELECTION
APRIL 22, 2003

OFFICIAL RESULTS

RUN DATE: 05/02/03 12:16 PM

	VOTES	PERCENT
PRECINCTS COUNTED (OF 115)	115	100.00
REGISTERED VOTERS - TOTAL	58,569	
BALLOTS CAST - TOTAL	25,169	
VOTER TURNOUT - TOTAL		42.97

E 911 PROPOSITION NO. 1

VOTE FOR 1		
APPROVED ?	14,500	57.65
REJECTED ?	10,650	42.35
Over Votes	2	
Under Votes	17	

FIRE DIST NO. 6 PROPOSITION NO. 1

VOTE FOR 1		
APPROVED ?	747	49.70
REJECTED ?	756	50.30
Over Votes	1	
Under Votes	27	



200305020176
Skagit County Auditor

April 22, 2003 Special Election

Precinct Results



200305020176
Skagit County Auditor

PRECINCT REPORT

SKAGIT COUNTY, WASHINGTON
SPECIAL ELECTION
APRIL 22, 2003

OFFICIAL RESULTS

RUN DATE: 05/02/03 10:41 AM

0001 001 ALDER 101

	VOTES	PERCENT
REGISTERED VOTERS - TOTAL	445	
BALLOTS CAST - TOTAL	179	
VOTER TURNOUT - TOTAL		40.22

E 911 PROPOSITION NO. 1

VOTE FOR 1		
APPROVED ?	83	46.37
REJECTED ?	96	53.63
Over Votes	0	
Under Votes	0	



200305020176

Skagit County Auditor

PRECINCT REPORT

SKAGIT COUNTY, WASHINGTON
SPECIAL ELECTION
APRIL 22, 2003

OFFICIAL RESULTS

RUN DATE: 05/02/03 10:41 AM

0002 002 ALGER 102

	VOTES	PERCENT
REGISTERED VOTERS - TOTAL	338	
BALLOTS CAST - TOTAL	140	
VOTER TURNOUT - TOTAL		41.42

E 911 PROPOSITION NO. 1

VOTE FOR 1		
APPROVED ?	72	51.43
REJECTED ?	68	48.57
Over Votes	0	
Under Votes	0	



200305020176

Skagit County Auditor

5/2/2003 Page

8 of 121 2:39PM

PRECINCT REPORT

SKAGIT COUNTY, WASHINGTON
SPECIAL ELECTION
APRIL 22, 2003

OFFICIAL RESULTS

RUN DATE: 05/02/03 10:41 AM

0003 003 ALLEN 103

	VOTES	PERCENT
REGISTERED VOTERS - TOTAL	275	
BALLOTS CAST - TOTAL	126	
VOTER TURNOUT - TOTAL		45.82

E 911 PROPOSITION NO. 1

VOTE FOR 1		
APPROVED ?	55	43.65
REJECTED ?	71	56.35
Over Votes	0	
Under Votes	0	



200305020176

Skagit County Auditor

PRECINCT REPORT

SKAGIT COUNTY, WASHINGTON
SPECIAL ELECTION
APRIL 22, 2003

OFFICIAL RESULTS

RUN DATE: 05/02/03 10:41 AM

0004 004 DUNBAR 104

	VOTES	PERCENT
REGISTERED VOTERS - TOTAL	227	
BALLOTS CAST - TOTAL	96	
VOTER TURNOUT - TOTAL		42.29

E 911 PROPOSITION NO. 1

VOTE FOR 1		
APPROVED ?	63	65.63
REJECTED ?	33	34.38
Over Votes	0	
Under Votes	0	



200305020176

Skagit County Auditor

PRECINCT REPORT

SKAGIT COUNTY, WASHINGTON
SPECIAL ELECTION
APRIL 22, 2003

OFFICIAL RESULTS

RUN DATE: 05/02/03 10:41 AM

0005 005 AVON 105

	VOTES	PERCENT
REGISTERED VOTERS - TOTAL	597	
BALLOTS CAST - TOTAL	293	
VOTER TURNOUT - TOTAL		49.08

E 911 PROPOSITION NO. 1

VOTE FOR 1		
APPROVED ?	193	65.87
REJECTED ?	100	34.13
Over Votes	0	
Under Votes	0	



200305020176

Skagit County Auditor

PRECINCT REPORT

SKAGIT COUNTY, WASHINGTON
SPECIAL ELECTION
APRIL 22, 2003

OFFICIAL RESULTS

RUN DATE: 05/02/03 10:41 AM

0006 006 SAUK 107

	VOTES	PERCENT
REGISTERED VOTERS - TOTAL	783	
BALLOTS CAST - TOTAL	270	
VOTER TURNOUT - TOTAL		34.48

E 911 PROPOSITION NO. 1

VOTE FOR 1		
APPROVED ?	160	59.48
REJECTED ?	109	40.52
Over Votes	0	
Under Votes	1	



200305020176

Skagit County Auditor

PRECINCT REPORT

SKAGIT COUNTY, WASHINGTON
SPECIAL ELECTION
APRIL 22, 2003

OFFICIAL RESULTS

RUN DATE: 05/02/03 10:41 AM

0007 007 BAYVIEW 108

	VOTES	PERCENT
REGISTERED VOTERS - TOTAL	479	
BALLOTS CAST - TOTAL	228	
VOTER TURNOUT - TOTAL		47.60

E 911 PROPOSITION NO. 1

VOTE FOR 1		
APPROVED ?	101	44.30
REJECTED ?	127	55.70
Over Votes	0	
Under Votes	0	



200305020176

Skagit County Auditor

PRECINCT REPORT

SKAGIT COUNTY, WASHINGTON
SPECIAL ELECTION
APRIL 22, 2003

OFFICIAL RESULTS

RUN DATE: 05/02/03 10:41 AM

0008 008 BELFAST 109

	VOTES	PERCENT
REGISTERED VOTERS - TOTAL	447	
BALLOTS CAST - TOTAL	164	
VOTER TURNOUT - TOTAL		36.69

E 911 PROPOSITION NO. 1

VOTE FOR 1		
APPROVED ?	73	44.51
REJECTED ?	91	55.49
Over Votes	0	
Under Votes	0	

FIRE DIST NO. 6 PROPOSITION NO. 1

VOTE FOR 1		
APPROVED ?	49	42.98
REJECTED ?	65	57.02
Over Votes	0	
Under Votes	1	



200305020176
Skagit County Auditor

PRECINCT REPORT

SKAGIT COUNTY, WASHINGTON
SPECIAL ELECTION
APRIL 22, 2003

OFFICIAL RESULTS

RUN DATE: 05/02/03 10:41 AM

0009 009 BIG LAKE 110

	VOTES	PERCENT
REGISTERED VOTERS - TOTAL	863	
BALLOTS CAST - TOTAL	342	
VOTER TURNOUT - TOTAL		39.63

E 911 PROPOSITION NO. 1

VOTE FOR 1		
APPROVED ?	211	61.70
REJECTED ?	131	38.30
Over Votes	0	
Under Votes	0	



200305020176
Skagit County Auditor

PRECINCT REPORT

SKAGIT COUNTY, WASHINGTON
SPECIAL ELECTION
APRIL 22, 2003

OFFICIAL RESULTS

RUN DATE: 05/02/03 10:41 AM

0010 010 BIRDSVIEW 111

	VOTES	PERCENT
REGISTERED VOTERS - TOTAL	669	
BALLOTS CAST - TOTAL	257	
VOTER TURNOUT - TOTAL		38.42

E 911 PROPOSITION NO. 1

VOTE FOR 1		
APPROVED ?	130	50.58
REJECTED ?	127	49.42
Over Votes	0	
Under Votes	0	



200305020176
Skagit County Auditor

5/2/2003 Page

16 of 121 2:39PM

PRECINCT REPORT

SKAGIT COUNTY, WASHINGTON
SPECIAL ELECTION
APRIL 22, 2003

OFFICIAL RESULTS

RUN DATE: 05/02/03 10:41 AM

0011 011 BCW 113

	VOTES	PERCENT
REGISTERED VOTERS - TOTAL	789	
BALLOTS CAST - TOTAL	336	
VOTER TURNOUT - TOTAL		42.59

E 911 PROPOSITION NO. 1

VOTE FOR 1		
APPROVED ?	149	44.35
REJECTED ?	187	55.65
Over Votes	0	
Under Votes	0	

FIRE DIST NO. 6 PROPOSITION NO. 1

VOTE FOR 1		
APPROVED ?	1	16.67
REJECTED ?	5	83.33
Over Votes	0	
Under Votes	1	



200305020176

Skagit County Auditor

PRECINCT REPORT

SKAGIT COUNTY, WASHINGTON
SPECIAL ELECTION
APRIL 22, 2003

OFFICIAL RESULTS

RUN DATE: 05/02/03 10:41 AM

0012 012 CASCADE 114

	VOTES	PERCENT
REGISTERED VOTERS - TOTAL	180	
BALLOTS CAST - TOTAL	80	
VOTER TURNOUT - TOTAL		44.44

E 911 PROPOSITION NO. 1

VOTE FOR 1		
APPROVED ?	46	57.50
REJECTED ?	34	42.50
Over Votes	0	
Under Votes	0	



200305020176

Skagit County Auditor

PRECINCT REPORT

SKAGIT COUNTY, WASHINGTON
SPECIAL ELECTION
APRIL 22, 2003

OFFICIAL RESULTS

RUN DATE: 05/02/03 10:41 AM

0013 013 CEDARDALE 115

	VOTES	PERCENT
REGISTERED VOTERS - TOTAL	426	
BALLOTS CAST - TOTAL	173	
VOTER TURNOUT - TOTAL		40.61

E 911 PROPOSITION NO. 1

VOTE FOR 1		
APPROVED ?	95	54.91
REJECTED ?	78	45.09
Over Votes	0	
Under Votes	0	



200305020176

Skagit County Auditor

5/2/2003 Page

19 of 121 2:39PM

PRECINCT REPORT

SKAGIT COUNTY, WASHINGTON
SPECIAL ELECTION
APRIL 22, 2003

OFFICIAL RESULTS

RUN DATE: 05/02/03 10:41 AM

0014 014 CLEAR LAKE 116

	VOTES	PERCENT
REGISTERED VOTERS - TOTAL	697	
BALLOTS CAST - TOTAL	270	
VOTER TURNOUT - TOTAL		38.74

E 911 PROPOSITION NO. 1

VOTE FOR 1		
APPROVED ?	113	41.85
REJECTED ?	157	58.15
Over Votes	0	
Under Votes	0	



200305020176
Skagit County Auditor

PRECINCT REPORT

SKAGIT COUNTY, WASHINGTON
SPECIAL ELECTION
APRIL 22, 2003

OFFICIAL RESULTS

RUN DATE: 05/02/03 10:41 AM

0015 015 COUNTRY CLUB 117

	VOTES	PERCENT
REGISTERED VOTERS - TOTAL	267	
BALLOTS CAST - TOTAL	146	
VOTER TURNOUT - TOTAL		54.68

E 911 PROPOSITION NO. 1

VOTE FOR 1		
APPROVED ?	77	52.74
REJECTED ?	69	47.26
Over Votes	0	
Under Votes	0	

FIRE DIST NO. 6 PROPOSITION NO. 1

VOTE FOR 1		
APPROVED ?	70	50.36
REJECTED ?	69	49.64
Over Votes	0	
Under Votes	7	



200305020176
Skagit County Auditor

PRECINCT REPORT

SKAGIT COUNTY, WASHINGTON
SPECIAL ELECTION
APRIL 22, 2003

OFFICIAL RESULTS

RUN DATE: 05/02/03 10:41 AM

0016 016 CONWAY 118

	VOTES	PERCENT
REGISTERED VOTERS - TOTAL	312	
BALLOTS CAST - TOTAL	121	
VOTER TURNOUT - TOTAL		38.78

E 911 PROPOSITION NO. 1

VOTE FOR 1		
APPROVED ?	65	53.72
REJECTED ?	56	46.28
Over Votes	0	
Under Votes	0	



200305020176
Skagit County Auditor

PRECINCT REPORT

SKAGIT COUNTY, WASHINGTON
SPECIAL ELECTION
APRIL 22, 2003

OFFICIAL RESULTS

RUN DATE: 05/02/03 10:41 AM

0017 017 DEWEY 119

	VOTES	PERCENT
REGISTERED VOTERS - TOTAL	1030	
BALLOTS CAST - TOTAL	510	
VOTER TURNOUT - TOTAL		49.51

E 911 PROPOSITION NO. 1

VOTE FOR 1		
APPROVED ?	298	58.55
REJECTED ?	211	41.45
Over Votes	0	
Under Votes	1	



200305020176
Skagit County Auditor

PRECINCT REPORT

SKAGIT COUNTY, WASHINGTON
SPECIAL ELECTION
APRIL 22, 2003

OFFICIAL RESULTS

RUN DATE: 05/02/03 10:41 AM

0018 018 DIGBY 120

	VOTES	PERCENT
REGISTERED VOTERS - TOTAL	53	
BALLOTS CAST - TOTAL	32	
VOTER TURNOUT - TOTAL		60.38

E 911 PROPOSITION NO. 1

VOTE FOR 1		
APPROVED ?	10	31.25
REJECTED ?	22	68.75
Over Votes	0	
Under Votes	0	



200305020176
Skagit County Auditor

PRECINCT REPORT

SKAGIT COUNTY, WASHINGTON
SPECIAL ELECTION
APRIL 22, 2003

OFFICIAL RESULTS

RUN DATE: 05/02/03 10:41 AM

0019 019 DODGE VALLEY 121

	VOTES	PERCENT
REGISTERED VOTERS - TOTAL	228	
BALLOTS CAST - TOTAL	113	
VOTER TURNOUT - TOTAL		49.56

E 911 PROPOSITION NO. 1

VOTE FOR 1		
APPROVED ?	71	63.39
REJECTED ?	41	36.61
Over Votes	0	
Under Votes	1	



200305020176
Skagit County Auditor

PRECINCT REPORT

SKAGIT COUNTY, WASHINGTON
SPECIAL ELECTION
APRIL 22, 2003

OFFICIAL RESULTS

RUN DATE: 05/02/03 10:41 AM

0020 020 EDISON 122

	VOTES	PERCENT
REGISTERED VOTERS - TOTAL	396	
BALLOTS CAST - TOTAL	165	
VOTER TURNOUT - TOTAL		41.77

E 911 PROPOSITION NO. 1

VOTE FOR 1		
APPROVED ?	72	43.90
REJECTED ?	92	56.10
Over Votes	0	
Under Votes	1	



200305020176
Skagit County Auditor

PRECINCT REPORT

SKAGIT COUNTY, WASHINGTON
SPECIAL ELECTION
APRIL 22, 2003

OFFICIAL RESULTS

RUN DATE: 05/02/03 10:41 AM

0021 021 FIR 124

	VOTES	PERCENT
REGISTERED VOTERS - TOTAL	302	
BALLOTS CAST - TOTAL	139	
VOTER TURNOUT - TOTAL		46.03

E 911 PROPOSITION NO. 1

VOTE FOR 1		
APPROVED ?	90	64.75
REJECTED ?	49	35.25
Over Votes	0	
Under Votes	0	



200305020176

Skagit County Auditor

PRECINCT REPORT

SKAGIT COUNTY, WASHINGTON
SPECIAL ELECTION
APRIL 22, 2003

OFFICIAL RESULTS

RUN DATE: 05/02/03 10:41 AM

0022 022 FRUITDALE 125

	VOTES	PERCENT
REGISTERED VOTERS - TOTAL	991	
BALLOTS CAST - TOTAL	425	
VOTER TURNOUT - TOTAL		42.89

E 911 PROPOSITION NO. 1

VOTE FOR 1		
APPROVED ?	233	54.82
REJECTED ?	192	45.18
Over Votes	0	
Under Votes	0	



200305020176
Skagit County Auditor

PRECINCT REPORT

SKAGIT COUNTY, WASHINGTON
SPECIAL ELECTION
APRIL 22, 2003

OFFICIAL RESULTS

RUN DATE: 05/02/03 10:41 AM

0023 023 GEAR 126

	VOTES	PERCENT
REGISTERED VOTERS - TOTAL	848	
BALLOTS CAST - TOTAL	353	
VOTER TURNOUT - TOTAL		41.63

E 911 PROPOSITION NO. 1

VOTE FOR 1		
APPROVED ?	168	47.86
REJECTED ?	183	52.14
Over Votes	0	
Under Votes	2	

FIRE DIST NO. 6 PROPOSITION NO. 1

VOTE FOR 1		
APPROVED ?	148	42.17
REJECTED ?	203	57.83
Over Votes	0	
Under Votes	2	



200305020176
Skagit County Auditor

PRECINCT REPORT

SKAGIT COUNTY, WASHINGTON
SPECIAL ELECTION
APRIL 22, 2003

OFFICIAL RESULTS

RUN DATE: 05/02/03 10:41 AM

0024 024 GUEMES 127

	VOTES	PERCENT
REGISTERED VOTERS - TOTAL	470	
BALLOTS CAST - TOTAL	259	
VOTER TURNOUT - TOTAL		55.11

E 911 PROPOSITION NO. 1

VOTE FOR 1		
APPROVED ?	166	64.09
REJECTED ?	93	35.91
Over Votes	0	
Under Votes	0	



200305020176
Skagit County Auditor

PRECINCT REPORT

SKAGIT COUNTY, WASHINGTON
SPECIAL ELECTION
APRIL 22, 2003

OFFICIAL RESULTS

RUN DATE: 05/02/03 10:41 AM

0025 025 HAMBURG 128

	VOTES	PERCENT
REGISTERED VOTERS - TOTAL	237	
BALLOTS CAST - TOTAL	119	
VOTER TURNOUT - TOTAL		50.21

E 911 PROPOSITION NO. 1

VOTE FOR 1		
APPROVED ?	73	61.34
REJECTED ?	46	38.66
Over Votes	0	
Under Votes	0	



200305020176

Skagit County Auditor

PRECINCT REPORT

SKAGIT COUNTY, WASHINGTON
SPECIAL ELECTION
APRIL 22, 2003

OFFICIAL RESULTS

RUN DATE: 05/02/03 10:41 AM

0026 026 HARMONY 129

	VOTES	PERCENT
REGISTERED VOTERS - TOTAL	466	
BALLOTS CAST - TOTAL	211	
VOTER TURNOUT - TOTAL		45.28

E 911 PROPOSITION NO. 1

VOTE FOR 1		
APPROVED ?	152	72.04
REJECTED ?	59	27.96
Over Votes	0	
Under Votes	0	



200305020176

Skagit County Auditor

PRECINCT REPORT

SKAGIT COUNTY, WASHINGTON
SPECIAL ELECTION
APRIL 22, 2003

OFFICIAL RESULTS

RUN DATE: 05/02/03 10:41 AM

0027 027 LAKE SIXTEEN 130

	VOTES	PERCENT
REGISTERED VOTERS - TOTAL	334	
BALLOTS CAST - TOTAL	126	
VOTER TURNOUT - TOTAL		37.72

E 911 PROPOSITION NO. 1

VOTE FOR 1		
APPROVED ?	73	57.94
REJECTED ?	53	42.06
Over Votes	0	
Under Votes	0	



200305020176
Skagit County Auditor

PRECINCT REPORT

SKAGIT COUNTY, WASHINGTON
SPECIAL ELECTION
APRIL 22, 2003

OFFICIAL RESULTS

RUN DATE: 05/02/03 10:41 AM

0028 028 LOOKOUT 132

	VOTES	PERCENT
REGISTERED VOTERS - TOTAL	760	
BALLOTS CAST - TOTAL	291	
VOTER TURNOUT - TOTAL		38.29

E 911 PROPOSITION NO. 1

VOTE FOR 1		
APPROVED ?	130	44.67
REJECTED ?	161	55.33
Over Votes	0	
Under Votes	0	

FIRE DIST NO. 6 PROPOSITION NO. 1

VOTE FOR 1		
APPROVED ?	4	13.33
REJECTED ?	26	86.67
Over Votes	0	
Under Votes	0	



200305020176
Skagit County Auditor

PRECINCT REPORT

SKAGIT COUNTY, WASHINGTON
SPECIAL ELECTION
APRIL 22, 2003

OFFICIAL RESULTS

RUN DATE: 05/02/03 10:41 AM

0029 029 MANSFORD 133

	VOTES	PERCENT
REGISTERED VOTERS - TOTAL	151	
BALLOTS CAST - TOTAL	48	
VOTER TURNOUT - TOTAL		31.79

E 911 PROPOSITION NO. 1

VOTE FOR 1		
APPROVED ?	24	50.00
REJECTED ?	24	50.00
Over Votes	0	
Under Votes	0	



200305020176

Skagit County Auditor

PRECINCT REPORT

SKAGIT COUNTY, WASHINGTON
SPECIAL ELECTION
APRIL 22, 2003

OFFICIAL RESULTS

RUN DATE: 05/02/03 10:41 AM

0030 030 MAPES 134

	VOTES	PERCENT
REGISTERED VOTERS - TOTAL	311	
BALLOTS CAST - TOTAL	127	
VOTER TURNOUT - TOTAL		40.84

E 911 PROPOSITION NO. 1

VOTE FOR 1		
APPROVED ?	59	46.46
REJECTED ?	68	53.54
Over Votes	0	
Under Votes	0	

FIRE DIST NO. 6 PROPOSITION NO. 1

VOTE FOR 1		
APPROVED ?	64	50.79
REJECTED ?	62	49.21
Over Votes	0	
Under Votes	1	



200305020176
Skagit County Auditor

PRECINCT REPORT

SKAGIT COUNTY, WASHINGTON
SPECIAL ELECTION
APRIL 22, 2003

OFFICIAL RESULTS

RUN DATE: 05/02/03 10:41 AM

0031 031 MARCH POINT 135

	VOTES	PERCENT
REGISTERED VOTERS - TOTAL	34	
BALLOTS CAST - TOTAL	16	
VOTER TURNOUT - TOTAL		47.06

E 911 PROPOSITION NO. 1

VOTE FOR 1		
APPROVED ?	8	50.00
REJECTED ?	8	50.00
Over Votes	0	
Under Votes	0	



200305020176

Skagit County Auditor

PRECINCT REPORT

SKAGIT COUNTY, WASHINGTON
SPECIAL ELECTION
APRIL 22, 2003

OFFICIAL RESULTS

RUN DATE: 05/02/03 10:41 AM

0032 032 McMURRAY WEST 136

	VOTES	PERCENT
REGISTERED VOTERS - TOTAL	349	
BALLOTS CAST - TOTAL	158	
VOTER TURNOUT - TOTAL		45.27

E 911 PROPOSITION NO. 1

VOTE FOR 1		
APPROVED ?	99	62.66
REJECTED ?	59	37.34
Over Votes	0	
Under Votes	0	



200305020176

Skagit County Auditor

PRECINCT REPORT

SKAGIT COUNTY, WASHINGTON
SPECIAL ELECTION
APRIL 22, 2003

OFFICIAL RESULTS

RUN DATE: 05/02/03 10:41 AM

0033 033 McRAE 137

	VOTES	PERCENT
REGISTERED VOTERS - TOTAL	649	
BALLOTS CAST - TOTAL	272	
VOTER TURNOUT - TOTAL		41.91

E 911 PROPOSITION NO. 1

VOTE FOR 1		
APPROVED ?	132	48.53
REJECTED ?	140	51.47
Over Votes	0	
Under Votes	0	



200305020176

Skagit County Auditor

PRECINCT REPORT

SKAGIT COUNTY, WASHINGTON
SPECIAL ELECTION
APRIL 22, 2003

OFFICIAL RESULTS

RUN DATE: 05/02/03 10:41 AM

0034 034 McMURRAY EAST 138

	VOTES	PERCENT
REGISTERED VOTERS - TOTAL	129	
BALLOTS CAST - TOTAL	62	
VOTER TURNOUT - TOTAL		48.06

E 911 PROPOSITION NO. 1

VOTE FOR 1		
APPROVED ?	31	50.00
REJECTED ?	31	50.00
Over Votes	0	
Under Votes	0	



200305020176

Skagit County Auditor

PRECINCT REPORT

SKAGIT COUNTY, WASHINGTON
SPECIAL ELECTION
APRIL 22, 2003

OFFICIAL RESULTS

RUN DATE: 05/02/03 10:41 AM

0035 035 MINKLER 139

	VOTES	PERCENT
REGISTERED VOTERS - TOTAL	370	
BALLOTS CAST - TOTAL	150	
VOTER TURNOUT - TOTAL		40.54

E 911 PROPOSITION NO. 1

VOTE FOR 1		
APPROVED ?	77	51.33
REJECTED ?	73	48.67
Over Votes	0	
Under Votes	0	



200305020176

Skagit County Auditor

PRECINCT REPORT

SKAGIT COUNTY, WASHINGTON
SPECIAL ELECTION
APRIL 22, 2003

OFFICIAL RESULTS

RUN DATE: 05/02/03 10:41 AM

0036 036 MONTBORNE 140

	VOTES	PERCENT
REGISTERED VOTERS - TOTAL	482	
BALLOTS CAST - TOTAL	218	
VOTER TURNOUT - TOTAL		45.23

E 911 PROPOSITION NO. 1

VOTE FOR 1		
APPROVED ?	105	48.17
REJECTED ?	113	51.83
Over Votes	0	
Under Votes	0	



200305020176
Skagit County Auditor

PRECINCT REPORT

SKAGIT COUNTY, WASHINGTON
SPECIAL ELECTION
APRIL 22, 2003

OFFICIAL RESULTS

RUN DATE: 05/02/03 10:41 AM

0037 037 NOOKACHAMPS 141

	VOTES	PERCENT
REGISTERED VOTERS - TOTAL	370	
BALLOTS CAST - TOTAL	164	
VOTER TURNOUT - TOTAL		44.32

E 911 PROPOSITION NO. 1

VOTE FOR 1		
APPROVED ?	87	53.05
REJECTED ?	77	46.95
Over Votes	0	
Under Votes	0	



200305020176

Skagit County Auditor

5/2/2003 Page

43 of 121 2:39PM

PRECINCT REPORT

SKAGIT COUNTY, WASHINGTON
SPECIAL ELECTION
APRIL 22, 2003

OFFICIAL RESULTS

RUN DATE: 05/02/03 10:41 AM

0038 038 SKYRIDGE 144

	VOTES	PERCENT
REGISTERED VOTERS - TOTAL	715	
BALLOTS CAST - TOTAL	337	
VOTER TURNOUT - TOTAL		47.13

E 911 PROPOSITION NO. 1

VOTE FOR 1		
APPROVED ?	194	57.57
REJECTED ?	143	42.43
Over Votes	0	
Under Votes	0	



200305020176
Skagit County Auditor

PRECINCT REPORT

SKAGIT COUNTY, WASHINGTON
SPECIAL ELECTION
APRIL 22, 2003

OFFICIAL RESULTS

RUN DATE: 05/02/03 10:41 AM

0039 039 PRAIRIE 145

	VOTES	PERCENT
REGISTERED VOTERS - TOTAL	539	
BALLOTS CAST - TOTAL	164	
VOTER TURNOUT - TOTAL		30.43

E 911 PROPOSITION NO. 1

VOTE FOR 1		
APPROVED ?	88	53.66
REJECTED ?	76	46.34
Over Votes	0	
Under Votes	0	



200305020176
Skagit County Auditor

PRECINCT REPORT

SKAGIT COUNTY, WASHINGTON
SPECIAL ELECTION
APRIL 22, 2003

OFFICIAL RESULTS

RUN DATE: 05/02/03 10:41 AM

0040 040 POINT WILLIAMS 146

	VOTES	PERCENT
REGISTERED VOTERS - TOTAL	481	
BALLOTS CAST - TOTAL	251	
VOTER TURNOUT - TOTAL		52.18

E 911 PROPOSITION NO. 1

VOTE FOR 1		
APPROVED ?	145	57.77
REJECTED ?	106	42.23
Over Votes	0	
Under Votes	0	



200305020176

Skagit County Auditor

PRECINCT REPORT

SKAGIT COUNTY, WASHINGTON
SPECIAL ELECTION
APRIL 22, 2003

OFFICIAL RESULTS

RUN DATE: 05/02/03 10:41 AM

0041 041 RIDGEWAY 147

	VOTES	PERCENT
REGISTERED VOTERS - TOTAL	470	
BALLOTS CAST - TOTAL	243	
VOTER TURNOUT - TOTAL		51.70

E 911 PROPOSITION NO. 1

	VOTES	PERCENT
VOTE FOR 1		
APPROVED ?	144	59.26
REJECTED ?	99	40.74
Over Votes	0	
Under Votes	0	



200305020176

Skagit County Auditor

PRECINCT REPORT

SKAGIT COUNTY, WASHINGTON
SPECIAL ELECTION
APRIL 22, 2003

OFFICIAL RESULTS

RUN DATE: 05/02/03 10:41 AM

0042 042 ROCKPORT 148

	VOTES	PERCENT
REGISTERED VOTERS - TOTAL	646	
BALLOTS CAST - TOTAL	255	
VOTER TURNOUT - TOTAL		39.47

E 911 PROPOSITION NO. 1

VOTE FOR 1		
APPROVED ?	139	54.51
REJECTED ?	116	45.49
Over Votes	0	
Under Votes	0	



200305020176
Skagit County Auditor

PRECINCT REPORT

SKAGIT COUNTY, WASHINGTON
SPECIAL ELECTION
APRIL 22, 2003

OFFICIAL RESULTS

RUN DATE: 05/02/03 10:41 AM

0043 043 SHELTER BAY 149

	VOTES	PERCENT
REGISTERED VOTERS - TOTAL	734	
BALLOTS CAST - TOTAL	405	
VOTER TURNOUT - TOTAL		55.18

E 911 PROPOSITION NO. 1

VOTE FOR 1		
APPROVED ?	257	63.46
REJECTED ?	148	36.54
Over Votes	0	
Under Votes	0	



200305020176

Skagit County Auditor

PRECINCT REPORT

SKAGIT COUNTY, WASHINGTON
SPECIAL ELECTION
APRIL 22, 2003

OFFICIAL RESULTS

RUN DATE: 05/02/03 10:41 AM

0044 044 SNEE OOSH 150

	VOTES	PERCENT
REGISTERED VOTERS - TOTAL	506	
BALLOTS CAST - TOTAL	218	
VOTER TURNOUT - TOTAL		43.08

E 911 PROPOSITION NO. 1

VOTE FOR 1		
APPROVED ?	137	62.84
REJECTED ?	81	37.16
Over Votes	0	
Under Votes	0	



200305020176
Skagit County Auditor

PRECINCT REPORT

SKAGIT COUNTY, WASHINGTON
SPECIAL ELECTION
APRIL 22, 2003

OFFICIAL RESULTS

RUN DATE: 05/02/03 10:41 AM

0045 045 STERLING 151

	VOTES	PERCENT
REGISTERED VOTERS - TOTAL	375	
BALLOTS CAST - TOTAL	169	
VOTER TURNOUT - TOTAL		45.07

E 911 PROPOSITION NO. 1

VOTE FOR 1		
APPROVED ?	99	58.58
REJECTED ?	70	41.42
Over Votes	0	
Under Votes	0	



200305020176

Skagit County Auditor

PRECINCT REPORT

SKAGIT COUNTY, WASHINGTON
SPECIAL ELECTION
APRIL 22, 2003

OFFICIAL RESULTS

RUN DATE: 05/02/03 10:41 AM

0046 046 SWINOMISH 153

	VOTES	PERCENT
REGISTERED VOTERS - TOTAL	791	
BALLOTS CAST - TOTAL	299	
VOTER TURNOUT - TOTAL		37.80

E 911 PROPOSITION NO. 1

VOTE FOR 1		
APPROVED ?	204	68.23
REJECTED ?	95	31.77
Over Votes	0	
Under Votes	0	



200305020176
Skagit County Auditor

5/2/2003 Page

52 of 121 2:39PM

PRECINCT REPORT

SKAGIT COUNTY, WASHINGTON
SPECIAL ELECTION
APRIL 22, 2003

OFFICIAL RESULTS

RUN DATE: 05/02/03 10:41 AM

0047 047 TINGLEY 154

	VOTES	PERCENT
REGISTERED VOTERS - TOTAL	418	
BALLOTS CAST - TOTAL	174	
VOTER TURNOUT - TOTAL		41.63

E 911 PROPOSITION NO. 1

VOTE FOR 1		
APPROVED ?	117	67.24
REJECTED ?	57	32.76
Over Votes	0	
Under Votes	0	



200305020176

Skagit County Auditor

PRECINCT REPORT

SKAGIT COUNTY, WASHINGTON
SPECIAL ELECTION
APRIL 22, 2003

OFFICIAL RESULTS

RUN DATE: 05/02/03 10:41 AM

0048 048 VAN FLEET 155

	VOTES	PERCENT
REGISTERED VOTERS - TOTAL	1000	
BALLOTS CAST - TOTAL	388	
VOTER TURNOUT - TOTAL		38.80

E 911 PROPOSITION NO. 1

VOTE FOR 1		
APPROVED ?	165	42.53
REJECTED ?	223	57.47
Over Votes	0	
Under Votes	0	



200305020176
Skagit County Auditor

PRECINCT REPORT

SKAGIT COUNTY, WASHINGTON
SPECIAL ELECTION
APRIL 22, 2003

OFFICIAL RESULTS

RUN DATE: 05/02/03 10:41 AM

0049 049 VEDERE 156

	VOTES	PERCENT
REGISTERED VOTERS - TOTAL	262	
BALLOTS CAST - TOTAL	144	
VOTER TURNOUT - TOTAL		54.96

E 911 PROPOSITION NO. 1

VOTE FOR 1		
APPROVED ?	70	48.95
REJECTED ?	73	51.05
Over Votes	0	
Under Votes	1	

FIRE DIST NO. 6 PROPOSITION NO. 1

VOTE FOR 1		
APPROVED ?	54	45.00
REJECTED ?	66	55.00
Over Votes	0	
Under Votes	0	



200305020176

Skagit County Auditor

PRECINCT REPORT

SKAGIT COUNTY, WASHINGTON
SPECIAL ELECTION
APRIL 22, 2003

OFFICIAL RESULTS

RUN DATE: 05/02/03 10:41 AM

0050 050 WHITNEY 157

	VOTES	PERCENT
REGISTERED VOTERS - TOTAL	244	
BALLOTS CAST - TOTAL	129	
VOTER TURNOUT - TOTAL		52.87

E 911 PROPOSITION NO. 1

VOTE FOR 1		
APPROVED ?	76	58.91
REJECTED ?	53	41.09
Over Votes	0	
Under Votes	0	



200305020176
Skagit County Auditor
5/2/2003 Page 56 of 121 2:39PM

PRECINCT REPORT

SKAGIT COUNTY, WASHINGTON
SPECIAL ELECTION
APRIL 22, 2003

OFFICIAL RESULTS

RUN DATE: 05/02/03 10:41 AM

0051 051 ROSARIO 158

	VOTES	PERCENT
REGISTERED VOTERS - TOTAL	789	
BALLOTS CAST - TOTAL	381	
VOTER TURNOUT - TOTAL		48.29

E 911 PROPOSITION NO. 1

	VOTES	PERCENT
VOTE FOR 1		
APPROVED ?	240	62.99
REJECTED ?	141	37.01
Over Votes	0	
Under Votes	0	



200305020176
Skagit County Auditor

PRECINCT REPORT

SKAGIT COUNTY, WASHINGTON
SPECIAL ELECTION
APRIL 22, 2003

OFFICIAL RESULTS

RUN DATE: 05/02/03 10:41 AM

0052 052 TERRACE 159

	VOTES	PERCENT
REGISTERED VOTERS - TOTAL	976	
BALLOTS CAST - TOTAL	452	
VOTER TURNOUT - TOTAL		46.31

E 911 PROPOSITION NO. 1

VOTE FOR 1		
APPROVED ?	244	54.34
REJECTED ?	205	45.66
Over Votes	0	
Under Votes	3	

FIRE DIST NO. 6 PROPOSITION NO. 1

VOTE FOR 1		
APPROVED ?	274	62.56
REJECTED ?	164	37.44
Over Votes	0	
Under Votes	11	



200305020176
Skagit County Auditor

PRECINCT REPORT

SKAGIT COUNTY, WASHINGTON
SPECIAL ELECTION
APRIL 22, 2003

OFFICIAL RESULTS

RUN DATE: 05/02/03 10:41 AM

0053 053 STARBIRD 160

	VOTES	PERCENT
REGISTERED VOTERS - TOTAL	522	
BALLOTS CAST - TOTAL	224	
VOTER TURNOUT - TOTAL		42.91

E 911 PROPOSITION NO. 1

VOTE FOR 1		
APPROVED ?	131	58.48
REJECTED ?	93	41.52
Over Votes	0	
Under Votes	0	



200305020176
Skagit County Auditor

5/2/2003 Page

59 of 121 2:39PM

PRECINCT REPORT

SKAGIT COUNTY, WASHINGTON
SPECIAL ELECTION
APRIL 22, 2003

OFFICIAL RESULTS

RUN DATE: 05/02/03 10:41 AM

0054 054 COUNTY 2 162

	VOTES	PERCENT
REGISTERED VOTERS - TOTAL	0	
BALLOTS CAST - TOTAL	0	

E 911 PROPOSITION NO. 1

VOTE FOR 1		
APPROVED ?	0	
REJECTED ?	0	
Over Votes	0	
Under Votes	0	



200305020176
Skagit County Auditor
5/2/2003 Page 60 of 121 2:39PM

PRECINCT REPORT

SKAGIT COUNTY, WASHINGTON
SPECIAL ELECTION
APRIL 22, 2003

OFFICIAL RESULTS

RUN DATE: 05/02/03 10:41 AM

0055 055 FIDALGO 164

	VOTES	PERCENT
REGISTERED VOTERS - TOTAL	714	
BALLOTS CAST - TOTAL	336	
VOTER TURNOUT - TOTAL		47.06

E 911 PROPOSITION NO. 1

VOTE FOR 1		
APPROVED ?	197	58.63
REJECTED ?	139	41.37
Over Votes	0	
Under Votes	0	



200305020176
Skagit County Auditor

PRECINCT REPORT

SKAGIT COUNTY, WASHINGTON
SPECIAL ELECTION
APRIL 22, 2003

OFFICIAL RESULTS

RUN DATE: 05/02/03 10:41 AM

0056 056 GAGES 165

	VOTES	PERCENT
REGISTERED VOTERS - TOTAL	432	
BALLOTS CAST - TOTAL	184	
VOTER TURNOUT - TOTAL		42.59

E 911 PROPOSITION NO. 1

VOTE FOR 1		
APPROVED ?	91	49.73
REJECTED ?	92	50.27
Over Votes	1	
Under Votes	0	

FIRE DIST NO. 6 PROPOSITION NO. 1

VOTE FOR 1		
APPROVED ?	83	46.37
REJECTED ?	96	53.63
Over Votes	1	
Under Votes	4	



200305020176
Skagit County Auditor

PRECINCT REPORT

SKAGIT COUNTY, WASHINGTON
SPECIAL ELECTION
APRIL 22, 2003

OFFICIAL RESULTS

RUN DATE: 05/02/03 10:41 AM

0057 057 SAMISH I66

	VOTES	PERCENT
REGISTERED VOTERS - TOTAL	471	
BALLOTS CAST - TOTAL	202	
VOTER TURNOUT - TOTAL		42.89

E 911 PROPOSITION NO. 1

VOTE FOR 1		
APPROVED ?	111	55.22
REJECTED ?	90	44.78
Over Votes	0	
Under Votes	1	



200305020176

Skagit County Auditor

PRECINCT REPORT

SKAGIT COUNTY, WASHINGTON
SPECIAL ELECTION
APRIL 22, 2003

OFFICIAL RESULTS

RUN DATE: 05/02/03 10:41 AM

0058 058 COLLINS 167

	VOTES	PERCENT
REGISTERED VOTERS - TOTAL	110	
BALLOTS CAST - TOTAL	53	
VOTER TURNOUT - TOTAL		48.18

E 911 PROPOSITION NO. 1

VOTE FOR 1		
APPROVED ?	30	56.60
REJECTED ?	23	43.40
Over Votes	0	
Under Votes	0	



200305020176
Skagit County Auditor

PRECINCT REPORT

SKAGIT COUNTY, WASHINGTON
SPECIAL ELECTION
APRIL 22, 2003

OFFICIAL RESULTS

RUN DATE: 05/02/03 10:41 AM

0059 059 BLANCHARD 168

	VOTES	PERCENT
REGISTERED VOTERS - TOTAL	561	
BALLOTS CAST - TOTAL	242	
VOTER TURNOUT - TOTAL		43.14

E 911 PROPOSITION NO. 1

	VOTES	PERCENT
VOTE FOR 1		
APPROVED ?	118	48.76
REJECTED ?	124	51.24
Over Votes	0	
Under Votes	0	



200305020176

Skagit County Auditor

PRECINCT REPORT

SKAGIT COUNTY, WASHINGTON
SPECIAL ELECTION
APRIL 22, 2003

OFFICIAL RESULTS

RUN DATE: 05/02/03 10:41 AM

0060 060 VIEW TERRACE 170

	VOTES	PERCENT
REGISTERED VOTERS - TOTAL	6	
BALLOTS CAST - TOTAL	4	
VOTER TURNOUT - TOTAL		66.67

E 911 PROPOSITION NO. 1

VOTE FOR 1		
APPROVED ?	4	100.00
REJECTED ?	0	
Over Votes	0	
Under Votes	0	



200305020176
Skagit County Auditor

PRECINCT REPORT

SKAGIT COUNTY, WASHINGTON
SPECIAL ELECTION
APRIL 22, 2003

OFFICIAL RESULTS

RUN DATE: 05/02/03 10:41 AM

0061 061 LAKE CAVANAUGH 171

	VOTES	PERCENT
REGISTERED VOTERS - TOTAL	136	
BALLOTS CAST - TOTAL	72	
VOTER TURNOUT - TOTAL		53.33

E 911 PROPOSITION NO. 1

VOTE FOR 1		
APPROVED ?	45	62.50
REJECTED ?	27	37.50
Over Votes	0	
Under Votes	0	



200305020176
Skagit County Auditor

PRECINCT REPORT

SKAGIT COUNTY, WASHINGTON
SPECIAL ELECTION
APRIL 22, 2003

OFFICIAL RESULTS

RUN DATE: 05/02/03 10:41 AM

0062 062 LITTLE MOUNTAIN 172

	VOTES	PERCENT
REGISTERED VOTERS - TOTAL	262	
BALLOTS CAST - TOTAL	140	
VOTER TURNOUT - TOTAL		53.44

E 911 PROPOSITION NO. 1

VOTE FOR 1		
APPROVED ?	67	47.86
REJECTED ?	73	52.14
Over Votes	0	
Under Votes	0	



200305020176
Skagit County Auditor

PRECINCT REPORT

SKAGIT COUNTY, WASHINGTON
SPECIAL ELECTION
APRIL 22, 2003

OFFICIAL RESULTS

RUN DATE: 05/02/03 10:41 AM

0063 063 RIVERBEND 173

	VOTES	PERCENT
REGISTERED VOTERS - TOTAL	38	
BALLOTS CAST - TOTAL	19	
VOTER TURNOUT - TOTAL		50.00

E 911 PROPOSITION NO. 1

VOTE FOR 1		
APPROVED ?	9	47.37
REJECTED ?	10	52.63
Over Votes	0	
Under Votes	0	



200305020176
Skagit County Auditor

5/2/2003 Page

69 of 121 2:39PM

PRECINCT REPORT

SKAGIT COUNTY, WASHINGTON
SPECIAL ELECTION
APRIL 22, 2003

OFFICIAL RESULTS

RUN DATE: 05/02/03 10:41 AM

0064 064 PADILLA 174

	VOTES	PERCENT
REGISTERED VOTERS - TOTAL	162	
BALLOTS CAST - TOTAL	84	
VOTER TURNOUT - TOTAL		51.85

E 911 PROPOSITION NO. 1

VOTE FOR 1		
APPROVED ?	41	48.81
REJECTED ?	43	51.19
Over Votes	0	
Under Votes	0	



200305020176
Skagit County Auditor

PRECINCT REPORT

SKAGIT COUNTY, WASHINGTON
SPECIAL ELECTION
APRIL 22, 2003

OFFICIAL RESULTS

RUN DATE: 05/02/03 10:41 AM

0065 065 FREDONIA 176

	VOTES	PERCENT
REGISTERED VOTERS - TOTAL	134	
BALLOTS CAST - TOTAL	78	
VOTER TURNOUT - TOTAL		58.21

E 911 PROPOSITION NO. 1

VOTE FOR 1		
APPROVED ?	36	46.15
REJECTED ?	42	53.85
Over Votes	0	
Under Votes	0	



200305020176
Skagit County Auditor

PRECINCT REPORT

SKAGIT COUNTY, WASHINGTON
SPECIAL ELECTION
APRIL 22, 2003

OFFICIAL RESULTS

RUN DATE: 05/02/03 10:41 AM

0066 066 ANACORTES 1 201

	VOTES	PERCENT
REGISTERED VOTERS - TOTAL	535	
BALLOTS CAST - TOTAL	217	
VOTER TURNOUT - TOTAL		40.56

E 911 PROPOSITION NO. 1

VOTE FOR 1		
APPROVED ?	135	62.21
REJECTED ?	82	37.79
Over Votes	0	
Under Votes	0	



200305020176
Skagit County Auditor

PRECINCT REPORT

SKAGIT COUNTY, WASHINGTON
SPECIAL ELECTION
APRIL 22, 2003

OFFICIAL RESULTS

RUN DATE: 05/02/03 10:41 AM

0067 067 ANACORTES 4 204

	VOTES	PERCENT
REGISTERED VOTERS - TOTAL	584	
BALLOTS CAST - TOTAL	191	
VOTER TURNOUT - TOTAL		32.71

E 911 PROPOSITION NO. 1

VOTE FOR 1		
APPROVED ?	124	64.92
REJECTED ?	67	35.08
Over Votes	0	
Under Votes	0	



200305020176
Skagit County Auditor

5/2/2003 Page

73 of 121 2:39PM

PRECINCT REPORT

SKAGIT COUNTY, WASHINGTON
SPECIAL ELECTION
APRIL 22, 2003

OFFICIAL RESULTS

RUN DATE: 05/02/03 10:41 AM

0068 068 ANACORTES 5 205

	VOTES	PERCENT
REGISTERED VOTERS - TOTAL	24	
BALLOTS CAST - TOTAL	8	
VOTER TURNOUT - TOTAL		33.33

E 911 PROPOSITION NO. 1

VOTE FOR 1		
APPROVED ?	6	75.00
REJECTED ?	2	25.00
Over Votes	0	
Under Votes	0	



200305020176
Skagit County Auditor

PRECINCT REPORT

SKAGIT COUNTY, WASHINGTON
SPECIAL ELECTION
APRIL 22, 2003

OFFICIAL RESULTS

RUN DATE: 05/02/03 10:41 AM

0069 069 ANACORTES 6 206

	VOTES	PERCENT
REGISTERED VOTERS - TOTAL	564	
BALLOTS CAST - TOTAL	273	
VOTER TURNOUT - TOTAL		48.40

E 911 PROPOSITION NO. 1

VOTE FOR 1		
APPROVED ?	166	61.03
REJECTED ?	106	38.97
Over Votes	0	
Under Votes	1	



200305020176
Skagit County Auditor

PRECINCT REPORT

SKAGIT COUNTY, WASHINGTON
SPECIAL ELECTION
APRIL 22, 2003

OFFICIAL RESULTS

RUN DATE: 05/02/03 10:41 AM

0070 070 ANACORTES 7 207

	VOTES	PERCENT
REGISTERED VOTERS - TOTAL	674	
BALLOTS CAST - TOTAL	305	
VOTER TURNOUT - TOTAL		45.25

E 911 PROPOSITION NO. 1

VOTE FOR 1		
APPROVED ?	176	57.70
REJECTED ?	129	42.30
Over Votes	0	
Under Votes	0	



200305020176
Skagit County Auditor

PRECINCT REPORT

SKAGIT COUNTY, WASHINGTON
SPECIAL ELECTION
APRIL 22, 2003

OFFICIAL RESULTS

RUN DATE: 05/02/03 10:41 AM

0071 071 ANACORTES 9 209

	VOTES	PERCENT
REGISTERED VOTERS - TOTAL	988	
BALLOTS CAST - TOTAL	472	
VOTER TURNOUT - TOTAL		47.77

E 911 PROPOSITION NO. 1

VOTE FOR 1		
APPROVED ?	302	63.98
REJECTED ?	170	36.02
Over Votes	0	
Under Votes	0	



200305020176
Skagit County Auditor

PRECINCT REPORT

SKAGIT COUNTY, WASHINGTON
SPECIAL ELECTION
APRIL 22, 2003

OFFICIAL RESULTS

RUN DATE: 05/02/03 10:41 AM

0072 072 ANACORTES 11 211

	VOTES	PERCENT
REGISTERED VOTERS - TOTAL	807	
BALLOTS CAST - TOTAL	417	
VOTER TURNOUT - TOTAL		51.67

E 911 PROPOSITION NO. 1

	VOTES	PERCENT
VOTE FOR 1		
APPROVED ?	271	64.99
REJECTED ?	146	35.01
Over Votes	0	
Under Votes	0	



200305020176

Skagit County Auditor

PRECINCT REPORT

SKAGIT COUNTY, WASHINGTON
SPECIAL ELECTION
APRIL 22, 2003

OFFICIAL RESULTS

RUN DATE: 05/02/03 10:41 AM

0073 073 ANACORTES 17 217

	VOTES	PERCENT
REGISTERED VOTERS - TOTAL	1046	
BALLOTS CAST - TOTAL	442	
VOTER TURNOUT - TOTAL		42.26

E 911 PROPOSITION NO. 1

VOTE FOR 1		
APPROVED ?	265	59.95
REJECTED ?	177	40.05
Over Votes	0	
Under Votes	0	



200305020176
Skagit County Auditor

PRECINCT REPORT

SKAGIT COUNTY, WASHINGTON
SPECIAL ELECTION
APRIL 22, 2003

OFFICIAL RESULTS

RUN DATE: 05/02/03 10:41 AM

0074 074 ANACORTES 20 220

	VOTES	PERCENT
REGISTERED VOTERS - TOTAL	822	
BALLOTS CAST - TOTAL	436	
VOTER TURNOUT - TOTAL		53.04

E 911 PROPOSITION NO. 1

VOTE FOR 1		
APPROVED ?	266	61.01
REJECTED ?	170	38.99
Over Votes	0	
Under Votes	0	



200305020176
Skagit County Auditor

PRECINCT REPORT

SKAGIT COUNTY, WASHINGTON
SPECIAL ELECTION
APRIL 22, 2003

OFFICIAL RESULTS

RUN DATE: 05/02/03 10:41 AM

0075 075 ANACORTES 21 221

	VOTES	PERCENT
REGISTERED VOTERS - TOTAL	1075	
BALLOTS CAST - TOTAL	593	
VOTER TURNOUT - TOTAL		55.16

E 911 PROPOSITION NO. 1

VOTE FOR 1		
APPROVED ?	357	60.20
REJECTED ?	236	39.80
Over Votes	0	
Under Votes	0	



200305020176
Skagit County Auditor

PRECINCT REPORT

SKAGIT COUNTY, WASHINGTON
SPECIAL ELECTION
APRIL 22, 2003

OFFICIAL RESULTS

RUN DATE: 05/02/03 10:41 AM

0076 076 ANACORTES 22 222

	VOTES	PERCENT
REGISTERED VOTERS - TOTAL	635	
BALLOTS CAST - TOTAL	302	
VOTER TURNOUT - TOTAL		47.56

E 911 PROPOSITION NO. 1

VOTE FOR 1		
APPROVED ?	177	58.80
REJECTED ?	124	41.20
Over Votes	0	
Under Votes	1	



200305020176
Skagit County Auditor

5/2/2003 Page

82 of 121 2:39PM

PRECINCT REPORT

SKAGIT COUNTY, WASHINGTON
SPECIAL ELECTION
APRIL 22, 2003

OFFICIAL RESULTS

RUN DATE: 05/02/03 10:41 AM

0077 077 ANACORTES 24 224

	VOTES	PERCENT
REGISTERED VOTERS - TOTAL	1083	
BALLOTS CAST - TOTAL	583	
VOTER TURNOUT - TOTAL		53.83

E 911 PROPOSITION NO. 1

	VOTES	PERCENT
VOTE FOR 1		
APPROVED ?	386	66.21
REJECTED ?	197	33.79
Over Votes	0	
Under Votes	0	



200305020176
Skagit County Auditor

PRECINCT REPORT

SKAGIT COUNTY, WASHINGTON
SPECIAL ELECTION
APRIL 22, 2003

OFFICIAL RESULTS

RUN DATE: 05/02/03 10:41 AM

0078 078 MOUNT VERNON 1 301

	VOTES	PERCENT
REGISTERED VOTERS - TOTAL	516	
BALLOTS CAST - TOTAL	137	
VOTER TURNOUT - TOTAL		26.55

E 911 PROPOSITION NO. 1

VOTE FOR 1		
APPROVED ?	87	63.50
REJECTED ?	50	36.50
Over Votes	0	
Under Votes	0	



200305020176
Skagit County Auditor

PRECINCT REPORT

SKAGIT COUNTY, WASHINGTON
SPECIAL ELECTION
APRIL 22, 2003

OFFICIAL RESULTS

RUN DATE: 05/02/03 10:41 AM

0079 079 MOUNT VERNON 2 302

	VOTES	PERCENT
REGISTERED VOTERS - TOTAL	427	
BALLOTS CAST - TOTAL	127	
VOTER TURNOUT - TOTAL		29.74

E 911 PROPOSITION NO. 1

VOTE FOR 1		
APPROVED ?	67	52.76
REJECTED ?	60	47.24
Over Votes	0	
Under Votes	0	



200305020176

Skagit County Auditor

PRECINCT REPORT

SKAGIT COUNTY, WASHINGTON
SPECIAL ELECTION
APRIL 22, 2003

OFFICIAL RESULTS

RUN DATE: 05/02/03 10:41 AM

0080 080 MOUNT VERNON 3 303

	VOTES	PERCENT
REGISTERED VOTERS - TOTAL	777	
BALLOTS CAST - TOTAL	288	
VOTER TURNOUT - TOTAL		37.07

E 911 PROPOSITION NO. 1

VOTE FOR 1		
APPROVED ?	181	63.07
REJECTED ?	106	36.93
Over Votes	0	
Under Votes	1	



200305020176
Skagit County Auditor

PRECINCT REPORT

SKAGIT COUNTY, WASHINGTON
SPECIAL ELECTION
APRIL 22, 2003

OFFICIAL RESULTS

RUN DATE: 05/02/03 10:41 AM

0081 081 MOUNT VERNON 4 304

	VOTES	PERCENT
REGISTERED VOTERS - TOTAL	969	
BALLOTS CAST - TOTAL	367	
VOTER TURNOUT - TOTAL		37.87

E 911 PROPOSITION NO. 1

VOTE FOR 1		
APPROVED ?	219	59.67
REJECTED ?	148	40.33
Over Votes	0	
Under Votes	0	



200305020176
Skagit County Auditor

PRECINCT REPORT

SKAGIT COUNTY, WASHINGTON
SPECIAL ELECTION
APRIL 22, 2003

OFFICIAL RESULTS

RUN DATE: 05/02/03 10:41 AM

0082 082 MOUNT VERNON 5 305

	VOTES	PERCENT
REGISTERED VOTERS - TOTAL	78	
BALLOTS CAST - TOTAL	28	
VOTER TURNOUT - TOTAL		35.90

E 911 PROPOSITION NO. 1

VOTE FOR 1		
APPROVED ?	12	42.86
REJECTED ?	16	57.14
Over Votes	0	
Under Votes	0	



200305020176
Skagit County Auditor

PRECINCT REPORT

SKAGIT COUNTY, WASHINGTON
SPECIAL ELECTION
APRIL 22, 2003

OFFICIAL RESULTS

RUN DATE: 05/02/03 10:41 AM

0083 083 MOUNT VERNON 6 306

	VOTES	PERCENT
REGISTERED VOTERS - TOTAL	710	
BALLOTS CAST - TOTAL	236	
VOTER TURNOUT - TOTAL		33.24

E 911 PROPOSITION NO. 1

VOTE FOR 1		
APPROVED ?	148	62.71
REJECTED ?	88	37.29
Over Votes	0	
Under Votes	0	



200305020176
Skagit County Auditor

PRECINCT REPORT

SKAGIT COUNTY, WASHINGTON
SPECIAL ELECTION
APRIL 22, 2003

OFFICIAL RESULTS

RUN DATE: 05/02/03 10:41 AM

0084 084 MOUNT VERNON 7 307

	VOTES	PERCENT
REGISTERED VOTERS - TOTAL	732	
BALLOTS CAST - TOTAL	314	
VOTER TURNOUT - TOTAL		42.90

E 911 PROPOSITION NO. 1

VOTE FOR 1		
APPROVED ?	217	69.33
REJECTED ?	96	30.67
Over Votes	0	
Under Votes	1	



200305020176

Skagit County Auditor

PRECINCT REPORT

SKAGIT COUNTY, WASHINGTON
SPECIAL ELECTION
APRIL 22, 2003

OFFICIAL RESULTS

RUN DATE: 05/02/03 10:41 AM

0085 085 MOUNT VERNON 8 308

	VOTES	PERCENT
REGISTERED VOTERS - TOTAL	862	
BALLOTS CAST - TOTAL	404	
VOTER TURNOUT - TOTAL		46.87

E 911 PROPOSITION NO. 1

	VOTES	PERCENT
VOTE FOR 1		
APPROVED ?	251	62.13
REJECTED ?	153	37.87
Over Votes	0	
Under Votes	0	



200305020176
Skagit County Auditor

PRECINCT REPORT

SKAGIT COUNTY, WASHINGTON
SPECIAL ELECTION
APRIL 22, 2003

OFFICIAL RESULTS

RUN DATE: 05/02/03 10:41 AM

0086 086 MOUNT VERNON 9 309

	VOTES	PERCENT
REGISTERED VOTERS - TOTAL	474	
BALLOTS CAST - TOTAL	231	
VOTER TURNOUT - TOTAL		48.73

E 911 PROPOSITION NO. 1

VOTE FOR 1		
APPROVED ?	146	63.20
REJECTED ?	85	36.80
Over Votes	0	
Under Votes	0	



200305020176
Skagit County Auditor

PRECINCT REPORT

SKAGIT COUNTY, WASHINGTON
SPECIAL ELECTION
APRIL 22, 2003

OFFICIAL RESULTS

RUN DATE: 05/02/03 10:41 AM

0087 087 MOUNT VERNON 10 310

	VOTES	PERCENT
REGISTERED VOTERS - TOTAL	664	
BALLOTS CAST - TOTAL	173	
VOTER TURNOUT - TOTAL		26.05

E 911 PROPOSITION NO. 1

VOTE FOR 1		
APPROVED ?	114	66.28
REJECTED ?	58	33.72
Over Votes	0	
Under Votes	1	



200305020176

Skagit County Auditor

PRECINCT REPORT

SKAGIT COUNTY, WASHINGTON
SPECIAL ELECTION
APRIL 22, 2003

OFFICIAL RESULTS

RUN DATE: 05/02/03 10:41 AM

0088 088 MOUNT VERNON 11 311

	VOTES	PERCENT
REGISTERED VOTERS - TOTAL	437	
BALLOTS CAST - TOTAL	213	
VOTER TURNOUT - TOTAL		48.74

E 911 PROPOSITION NO. 1

VOTE FOR 1		
APPROVED ?	128	60.09
REJECTED ?	85	39.91
Over Votes	0	
Under Votes	0	



200305020176
Skagit County Auditor
5/2/2003 Page 94 of 121 2:39PM

PRECINCT REPORT

SKAGIT COUNTY, WASHINGTON
SPECIAL ELECTION
APRIL 22, 2003

OFFICIAL RESULTS

RUN DATE: 05/02/03 10:41 AM

0089 089 MOUNT VERNON 12 312

	VOTES	PERCENT
REGISTERED VOTERS - TOTAL	466	
BALLOTS CAST - TOTAL	186	
VOTER TURNOUT - TOTAL		39.91

E 911 PROPOSITION NO. 1

	VOTES	PERCENT
VOTE FOR 1		
APPROVED ?	124	66.67
REJECTED ?	62	33.33
Over Votes	0	
Under Votes	0	



200305020176

Skagit County Auditor

PRECINCT REPORT

SKAGIT COUNTY, WASHINGTON
SPECIAL ELECTION
APRIL 22, 2003

OFFICIAL RESULTS

RUN DATE: 05/02/03 10:41 AM

0090 090 MOUNT VERNON 14 314

	VOTES	PERCENT
REGISTERED VOTERS - TOTAL	879	
BALLOTS CAST - TOTAL	372	
VOTER TURNOUT - TOTAL		42.32

E 911 PROPOSITION NO. 1

VOTE FOR 1		
APPROVED ?	240	64.52
REJECTED ?	132	35.48
Over Votes	0	
Under Votes	0	



200305020176

Skagit County Auditor

PRECINCT REPORT

SKAGIT COUNTY, WASHINGTON
SPECIAL ELECTION
APRIL 22, 2003

OFFICIAL RESULTS

RUN DATE: 05/02/03 10:41 AM

0091 091 MOUNT VERNON 15 315

	VOTES	PERCENT
REGISTERED VOTERS - TOTAL	638	
BALLOTS CAST - TOTAL	208	
VOTER TURNOUT - TOTAL		32.60

E 911 PROPOSITION NO. 1

VOTE FOR 1		
APPROVED ?	113	54.33
REJECTED ?	95	45.67
Over Votes	0	
Under Votes	0	



200305020176
Skagit County Auditor

PRECINCT REPORT

SKAGIT COUNTY, WASHINGTON
SPECIAL ELECTION
APRIL 22, 2003

OFFICIAL RESULTS

RUN DATE: 05/02/03 10:41 AM

0092 092 MOUNT VERNON 16 316

	VOTES	PERCENT
REGISTERED VOTERS - TOTAL	928	
BALLOTS CAST - TOTAL	426	
VOTER TURNOUT - TOTAL		45.91

E 911 PROPOSITION NO. 1

VOTE FOR 1		
APPROVED ?	228	53.52
REJECTED ?	198	46.48
Over Votes	0	
Under Votes	0	



200305020176

Skagit County Auditor

PRECINCT REPORT

SKAGIT COUNTY, WASHINGTON
SPECIAL ELECTION
APRIL 22, 2003

OFFICIAL RESULTS

RUN DATE: 05/02/03 10:41 AM

0093 093 MOUNT VERNON 19 319

	VOTES	PERCENT
REGISTERED VOTERS - TOTAL	816	
BALLOTS CAST - TOTAL	325	
VOTER TURNOUT - TOTAL		39.83

E 911 PROPOSITION NO. 1

VOTE FOR 1		
APPROVED ?	182	56.00
REJECTED ?	143	44.00
Over Votes	0	
Under Votes	0	



200305020176
Skagit County Auditor

PRECINCT REPORT

SKAGIT COUNTY, WASHINGTON
SPECIAL ELECTION
APRIL 22, 2003

OFFICIAL RESULTS

RUN DATE: 05/02/03 10:41 AM

0094 094 MOUNT VERNON 21 321

	VOTES	PERCENT
REGISTERED VOTERS - TOTAL	984	
BALLOTS CAST - TOTAL	417	
VOTER TURNOUT - TOTAL		42.38

E 911 PROPOSITION NO. 1

VOTE FOR 1		
APPROVED ?	240	57.55
REJECTED ?	177	42.45
Over Votes	0	
Under Votes	0	



200305020176
Skagit County Auditor

PRECINCT REPORT

SKAGIT COUNTY, WASHINGTON
SPECIAL ELECTION
APRIL 22, 2003

OFFICIAL RESULTS

RUN DATE: 05/02/03 10:41 AM

0095 095 MOUNT VERNON 22 322

	VOTES	PERCENT
REGISTERED VOTERS - TOTAL	723	
BALLOTS CAST - TOTAL	335	
VOTER TURNOUT - TOTAL		46.33

E 911 PROPOSITION NO. 1

VOTE FOR 1		
APPROVED ?	192	57.31
REJECTED ?	143	42.69
Over Votes	0	
Under Votes	0	



200305020176
Skagit County Auditor

PRECINCT REPORT

SKAGIT COUNTY, WASHINGTON
SPECIAL ELECTION
APRIL 22, 2003

OFFICIAL RESULTS

RUN DATE: 05/02/03 10:41 AM

0096 096 MOUNT VERNON 26 326

	VOTES	PERCENT
REGISTERED VOTERS - TOTAL	0	
BALLOTS CAST - TOTAL	0	

E 911 PROPOSITION NO. 1

VOTE FOR 1		
APPROVED ?	0	
REJECTED ?	0	
Over Votes	0	
Under Votes	0	



200305020176
Skagit County Auditor

PRECINCT REPORT

SKAGIT COUNTY, WASHINGTON
SPECIAL ELECTION
APRIL 22, 2003

OFFICIAL RESULTS

RUN DATE: 05/02/03 10:41 AM

0097 097 MOUNT VERNON 27 327

	VOTES	PERCENT
REGISTERED VOTERS - TOTAL	90	
BALLOTS CAST - TOTAL	65	
VOTER TURNOUT - TOTAL		72.22

E 911 PROPOSITION NO. 1

	VOTES	PERCENT
VOTE FOR 1		
APPROVED ?	45	69.23
REJECTED ?	20	30.77
Over Votes	0	
Under Votes	0	



200305020176

Skagit County Auditor

PRECINCT REPORT

SKAGIT COUNTY, WASHINGTON
SPECIAL ELECTION
APRIL 22, 2003

OFFICIAL RESULTS

RUN DATE: 05/02/03 10:41 AM

0098 09B MOUNT VERNON 28 328

	VOTES	PERCENT
REGISTERED VOTERS - TOTAL	170	
BALLOTS CAST - TOTAL	39	
VOTER TURNOUT - TOTAL		22.94

E 911 PROPOSITION NO. 1

VOTE FOR 1		
APPROVED ?	28	71.79
REJECTED ?	11	28.21
Over Votes	0	
Under Votes	0	



200305020176

Skagit County Auditor

PRECINCT REPORT

SKAGIT COUNTY, WASHINGTON
SPECIAL ELECTION
APRIL 22, 2003

OFFICIAL RESULTS

RUN DATE: 05/02/03 10:41 AM

0099 099 SEDRO WOOLLEY I 401

	VOTES	PERCENT
REGISTERED VOTERS - TOTAL	496	
BALLOTS CAST - TOTAL	240	
VOTER TURNOUT - TOTAL		48.39

E 911 PROPOSITION NO. 1

	VOTES	PERCENT
VOTE FOR 1		
APPROVED ?	127	52.92
REJECTED ?	113	47.08
Over Votes	0	
Under Votes	0	



200305020176
Skagit County Auditor

PRECINCT REPORT

SKAGIT COUNTY, WASHINGTON
SPECIAL ELECTION
APRIL 22, 2003

OFFICIAL RESULTS

RUN DATE: 05/02/03 10:41 AM

0100 100 SEDRO WOOLLEY 2 402

	VOTES	PERCENT
REGISTERED VOTERS - TOTAL	714	
BALLOTS CAST - TOTAL	293	
VOTER TURNOUT - TOTAL		41.04

E 911 PROPOSITION NO. 1

VOTE FOR 1		
APPROVED ?	158	53.92
REJECTED ?	135	46.08
Over Votes	0	
Under Votes	0	



200305020176

Skagit County Auditor

PRECINCT REPORT

SKAGIT COUNTY, WASHINGTON
SPECIAL ELECTION
APRIL 22, 2003

OFFICIAL RESULTS

RUN DATE: 05/02/03 10:41 AM

0101 101 SEDRO WOOLLEY 3 403

	VOTES	PERCENT
REGISTERED VOTERS - TOTAL	544	
BALLOTS CAST - TOTAL	212	
VOTER TURNOUT - TOTAL		38.97

E 911 PROPOSITION NO. 1

VOTE FOR 1		
APPROVED ?	129	60.85
REJECTED ?	83	39.15
Over Votes	0	
Under Votes	0	



200305020176

Skagit County Auditor

PRECINCT REPORT

SKAGIT COUNTY, WASHINGTON
SPECIAL ELECTION
APRIL 22, 2003

OFFICIAL RESULTS

RUN DATE: 05/02/03 10:41 AM

0102 102 SEDRO WOOLLEY 4 404

	VOTES	PERCENT
REGISTERED VOTERS - TOTAL	761	
BALLOTS CAST - TOTAL	319	
VOTER TURNOUT - TOTAL		41.92

E 911 PROPOSITION NO. 1

VOTE FOR 1		
APPROVED ?	176	55.17
REJECTED ?	143	44.83
Over Votes	0	
Under Votes	0	



200305020176

Skagit County Auditor

PRECINCT REPORT

SKAGIT COUNTY, WASHINGTON
SPECIAL ELECTION
APRIL 22, 2003

OFFICIAL RESULTS

RUN DATE: 05/02/03 10:41 AM

0103 103 SEDRO WOOLLEY 5 405

	VOTES	PERCENT
REGISTERED VOTERS - TOTAL	677	
BALLOTS CAST - TOTAL	292	
VOTER TURNOUT - TOTAL		43.13

E 911 PROPOSITION NO. 1

VOTE FOR 1		
APPROVED ?	183	62.67
REJECTED ?	109	37.33
Over Votes	0	
Under Votes	0	



200305020176

Skagit County Auditor

PRECINCT REPORT

SKAGIT COUNTY, WASHINGTON
SPECIAL ELECTION
APRIL 22, 2003

OFFICIAL RESULTS

RUN DATE: 05/02/03 10:41 AM

0104 104 SEDRO WOOLLEY 6 406

	VOTES	PERCENT
REGISTERED VOTERS - TOTAL	653	
BALLOTS CAST - TOTAL	261	
VOTER TURNOUT - TOTAL		39.97

E 911 PROPOSITION NO. 1

	VOTES	PERCENT
VOTE FOR 1		
APPROVED ?	128	49.04
REJECTED ?	133	50.96
Over Votes	0	
Under Votes	0	



200305020176
Skagit County Auditor

PRECINCT REPORT

SKAGIT COUNTY, WASHINGTON
SPECIAL ELECTION
APRIL 22, 2003

OFFICIAL RESULTS

RUN DATE: 05/02/03 10:41 AM

0105 105 BURLINGTON 1 501

	VOTES	PERCENT
REGISTERED VOTERS - TOTAL	451	
BALLOTS CAST - TOTAL	136	
VOTER TURNOUT - TOTAL		30.16

E 911 PROPOSITION NO. 1

VOTE FOR 1		
APPROVED ?	68	50.00
REJECTED ?	68	50.00
Over Votes	0	
Under Votes	0	



200305020176

Skagit County Auditor

PRECINCT REPORT

SKAGIT COUNTY, WASHINGTON
SPECIAL ELECTION
APRIL 22, 2003

OFFICIAL RESULTS

RUN DATE: 05/02/03 10:41 AM

0106 106 BURLINGTON 2 502

	VOTES	PERCENT
REGISTERED VOTERS - TOTAL	360	
BALLOTS CAST - TOTAL	127	
VOTER TURNOUT - TOTAL		35.28

E 911 PROPOSITION NO. 1

VOTE FOR 1		
APPROVED ?	74	58.27
REJECTED ?	53	41.73
Over Votes	0	
Under Votes	0	



200305020176

Skagit County Auditor

PRECINCT REPORT

SKAGIT COUNTY, WASHINGTON
SPECIAL ELECTION
APRIL 22, 2003

OFFICIAL RESULTS

RUN DATE: 05/02/03 10:41 AM

D107 107 BURLINGTON 3 503

	VOTES	PERCENT
REGISTERED VOTERS - TOTAL	435	
BALLOTS CAST - TOTAL	170	
VOTER TURNOUT - TOTAL		39.08

E 911 PROPOSITION NO. 1

VOTE FOR 1		
APPROVED ?	93	54.71
REJECTED ?	77	45.29
Over Votes	0	
Under Votes	0	



200305020176
Skagit County Auditor

PRECINCT REPORT

SKAGIT COUNTY, WASHINGTON
SPECIAL ELECTION
APRIL 22, 2003

OFFICIAL RESULTS

RUN DATE: 05/02/03 10:41 AM

0108 108 BURLINGTON 4 504

	VOTES	PERCENT
REGISTERED VOTERS - TOTAL	423	
BALLOTS CAST - TOTAL	128	
VOTER TURNOUT - TOTAL		30.26

E 911 PROPOSITION NO. 1

VOTE FOR 1		
APPROVED ?	86	67.19
REJECTED ?	42	32.81
Over Votes	0	
Under Votes	0	



200305020176
Skagit County Auditor

PRECINCT REPORT

SKAGIT COUNTY, WASHINGTON
SPECIAL ELECTION
APRIL 22, 2003

OFFICIAL RESULTS

RUN DATE: 05/02/03 10:41 AM

0109 109 BURLINGTON 5 505

	VOTES	PERCENT
REGISTERED VOTERS - TOTAL	670	
BALLOTS CAST - TOTAL	291	
VOTER TURNOUT - TOTAL		43.43

E 911 PROPOSITION NO. 1

VOTE FOR 1		
APPROVED ?	170	58.42
REJECTED ?	121	41.58
Over Votes	0	
Under Votes	0	



200305020176

Skagit County Auditor

PRECINCT REPORT

SKAGIT COUNTY, WASHINGTON
SPECIAL ELECTION
APRIL 22, 2003

OFFICIAL RESULTS

RUN DATE: 05/02/03 10:41 AM

0110 110 BURLINGTON 6 506

	VOTES	PERCENT
REGISTERED VOTERS - TOTAL	385	
BALLOTS CAST - TOTAL	138	
VOTER TURNOUT - TOTAL		35.84

E 911 PROPOSITION NO. 1

VOTE FOR 1		
APPROVED ?	91	65.94
REJECTED ?	47	34.06
Over Votes	0	
Under Votes	0	



200305020176

Skagit County Auditor

PRECINCT REPORT

SKAGIT COUNTY, WASHINGTON
SPECIAL ELECTION
APRIL 22, 2003

OFFICIAL RESULTS

RUN DATE: 05/02/03 10:41 AM

0111 111 BURLINGTON 7 507

	VOTES	PERCENT
REGISTERED VOTERS - TOTAL	215	
BALLOTS CAST - TOTAL	97	
VOTER TURNOUT - TOTAL		45.12

E 911 PROPOSITION NO. 1

VOTE FOR 1		
APPROVED ?	55	57.29
REJECTED ?	41	42.71
Over Votes	1	
Under Votes	0	



200305020176

Skagit County Auditor

PRECINCT REPORT

SKAGIT COUNTY, WASHINGTON
SPECIAL ELECTION
APRIL 22, 2003

OFFICIAL RESULTS

RUN DATE: 05/02/03 10:41 AM

0112 112 CONCRETE 601

	VOTES	PERCENT
REGISTERED VOTERS - TOTAL	427	
BALLOTS CAST - TOTAL	135	
VOTER TURNOUT - TOTAL		31.62

E 911 PROPOSITION NO. 1

	VOTES	PERCENT
VOTE FOR 1		
APPROVED ?	91	67.41
REJECTED ?	44	32.59
Over Votes	0	
Under Votes	0	



200305020176
Skagit County Auditor

PRECINCT REPORT

SKAGIT COUNTY, WASHINGTON
SPECIAL ELECTION
APRIL 22, 2003

OFFICIAL RESULTS

RUN DATE: 05/02/03 10:41 AM

0113 113 HAMILTON 701

	VOTES	PERCENT
REGISTERED VOTERS - TOTAL	156	
BALLOTS CAST - TOTAL	56	
VOTER TURNOUT - TOTAL		35.90

E 911 PROPOSITION NO. 1

	VOTES	PERCENT
VOTE FOR 1		
APPROVED ?	31	55.36
REJECTED ?	25	44.64
Over Votes	0	
Under Votes	0	



200305020176

Skagit County Auditor

PRECINCT REPORT

SKAGIT COUNTY, WASHINGTON
SPECIAL ELECTION
APRIL 22, 2003

OFFICIAL RESULTS

RUN DATE: 05/02/03 10:41 AM

0114 114 LA CONNER 801

	VOTES	PERCENT
REGISTERED VOTERS - TOTAL	613	
BALLOTS CAST - TOTAL	252	
VOTER TURNOUT - TOTAL		41.11

E 911 PROPOSITION NO. 1

VOTE FOR 1		
APPROVED ?	167	66.53
REJECTED ?	84	33.47
Over Votes	0	
Under Votes	1	



200305020176

Skagit County Auditor

PRECINCT REPORT

SKAGIT COUNTY, WASHINGTON
SPECIAL ELECTION
APRIL 22, 2003

OFFICIAL RESULTS

RUN DATE: 05/02/03 10:41 AM

0115 115 LYMAN 855

	VOTES	PERCENT
REGISTERED VOTERS - TOTAL	166	
BALLOTS CAST - TOTAL	66	
VOTER TURNOUT - TOTAL		39.76

E 911 PROPOSITION NO. 1

VOTE FOR 1		
APPROVED ?	37	56.06
REJECTED ?	29	43.94
Over Votes	0	
Under Votes	0	



200305020176
Skagit County Auditor